



**662CP**

174-230MHz TV/DAB Panel Array

662 Series

The 662 series has been designed for circularly polarized Band III TV/DAB applications or alternatively, combined horizontal and vertical applications in the 174 - 230MHz frequency range and is extremely useful as an antenna building block.

Four dipoles are mounted in square configuration off a reflective screen to enable the horizontal and vertical components to be fed separately. It is possible to radiate separate services on horizontal, vertical or circular polarization using the one antenna system with a resultant saving on antenna and tower space and cost.

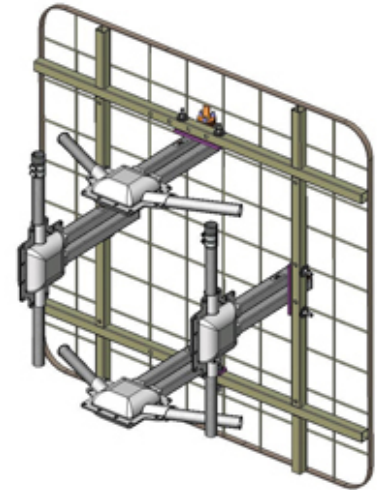
The dipoles are fabricated from stainless steel for maximum corrosion protection. The screen is hot dipped galvanized to international standards.

662CP panels are available with either 2 or 4 input connectors while 662HP and 662VP panels are available with either 1 or 2 input connectors.

All panels are available with either 7-16 DIN or 7/8" EIA flanged input connectors. The 7-16 DIN versions are un-pressurized. Contact RFS for details.

**FEATURES / BENEFITS**

- Horizontal, vertical or circular polarization, depending on model
- Full band (174 - 230MHz) operation is possible
- High power handling capacity
- Designed for high corrosion resistance and long life in harsh environments
- Array design allows a variety of standard radiation patterns and customized patterns to suit customer requirements. Contact RFS for details.



662 Series Antenna showing 662CP

**Technical features**

**STRUCTURE**

<b>Product Line</b>		Antenna TV
<b>Product Type</b>		Band III (High VHF) TV/DAB 662 Series Panel Arrays

**ELECTRICAL SPECIFICATIONS**

<b>Frequency Range</b>	MHz	174 - 230
<b>Polarization</b>		Circular Vertical Horizontal
<b>Nominal Gain (Mid-band)</b>	dBd	4.5/ plane
<b>Half Power Beamwidth Azimuth</b>	degrees	65
<b>Return Loss</b>	dB	26 (co-phased array)
<b>Impedance (unbalanced)</b>	$\Omega$	50

**MECHANICAL SPECIFICATIONS**

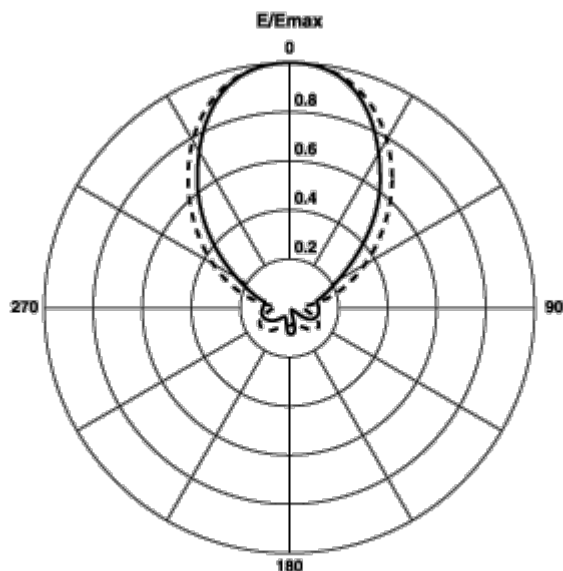
Number of Channels		Multichannel
Input Connector		4 x 7-16 DIN 4 x 7/8" EIA Flange 2 x 7-16 DIN 2 x 7/8" EIA Flange Note 2
Mounting (Standard)	mm (in)	4 x 12mm (1/2) bolts
Effective Area Front (full antenna) No Ice	m <sup>2</sup> (ft <sup>2</sup> )	0.75 (8.07)
Effective Area Front (full antenna) with 12.5mm(0.5") Radial Ice	m <sup>2</sup> (ft <sup>2</sup> )	0.75 (8.07)
Effective Area Side (full antenna) No Ice	m <sup>2</sup> (ft <sup>2</sup> )	0.7 (7.53)
Effective Area Side (full antenna) 12.5mm (0.5") Radial Ice	m <sup>2</sup> (ft <sup>2</sup> )	0.7 (7.53)
Design Wind Speed	km/h (mph)	240 (150)
Pressurization Operational	kPa (psi)	10 - 25 (1.5 - 3.6)
Pressurization Test	kPa (psi)	100 (15)
Weight	kg (lb)	46 (101)

**PACKAGING INFORMATION**

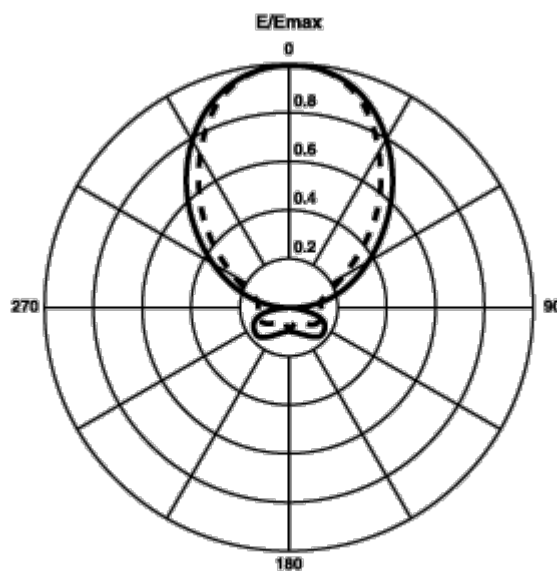
Shipping Weight, Kg (lb)	kg (lb)	46 ( )
--------------------------	---------	--------

**MATERIAL**

Material - Insulators		PTFE
Material - Radiators		Stainless Steel
Material - Reflecting Screen		Hot Dipped Galvanised steel



——— Vertical Polarisation  
 - - - - - Horizontal Polarisation  
 Radiation Patterns per Plane of Polarisation  
 HRP's



——— Vertical Polarisation  
 - - - - - Horizontal Polarisation  
 Radiation Patterns per Plane of Polarisation  
 VRP's



External Document Links

Notes

**Note 1** Power rating is limited by the input connector type. 3kW for 7-16 DIN, 4kW for 7/8" EIA

**Note 2** 662CP Model is available with quad or dual inputs

**Note 3** 662HP and 662VP models available with dual or single inputs

**Note 4** Return loss 662HP/VP as interleaved independent arrays, use values for 662HP or 662VP