



This variable tilt antenna provides exceptional suppression of all upper sidelobes at all downtilt angles. It is ideal for 3G, 4G, GSM, CDMA and Mobile TV networks where high gain is required.

**FEATURES / BENEFITS**

- Variable electrical downtilt — provides enhanced precision in controlling intercell interference. The tilt is infield adjustable 0-10 deg.
- Excellent upper sidelobe suppression — allows strong mechanical tilt
- Optional remote tilt — can be retrofitted
- High front-to-back ratio
- Rugged construction — high reliability
- Broadband design
- Dual polarization
- Low profile — enables low visual impact

**Technical features****ELECTRICAL SPECIFICATIONS**

Frequency Range	MHz	1695-1880	1850-1990	1900-2200
Gain	dBi (dBd)	20.4 (18.3)	20.6 (18.5)	21.1 (19.0)
Horizontal Beamwidth	deg	34	33	33
Vertical Beamwidth	deg	7.4	7	6.5
Electrical Downtilt Range	deg	0-10		
1st Upper Sidelobe Suppression	dB	> 17 Typical		
Upper Sidelobe Suppression	dB	> 17 Typical		
Front-To-Back Ratio	dB	Typically 30		
Polarization		Dual pol +/-45°		
VSWR		< 1.5:1		
Isolation between Ports	dB	>30		
3rd Order IMP @ 2 x 43 dBm	dBc	≥153		
Impedance	Ohms	50		
Maximum Power Input	W	300		
Beamwidth Approximate	deg	32		
Frequency/Operating Band		3G/UMTS (Single, Broad, Dual and Triple-Band) AWS Band (1695-1755, 2110-2200 MHz)		
Antenna Type		Dual Polarized		
Electrical Down Tilt Option		Variable		



**MECHANICAL SPECIFICATIONS**

Lightning Protection		Direct Ground
Connector Type/Location		(2) 7-16 Long Neck Female/Bottom
Dimensions - HxWxD	mm (in)	1375 x 288 x 118 (54.1 x11.3 x 4.6)
Weight w/o Mtg Hardware	kg (lb)	17.5 (39)
Weight w/ Mtg Hardware	kg (lb)	19.5 (43)
Survival/Rated Wind Speed	km/h (mph]	200 (125) / 160 (100)
Wind Load @ Rated Wind, Front	N (lbf)	456 (102)
Wind Load @ Rated Wind, Max.	N (lbf)	492 (110)
Wind Load @ Rated Wind, Side	N (lbf)	187 (42)
Wind Load @ Rated Wind, Rear	N (lbf)	492 (110)
Mount Type		Downtilt
Height (Approximate)	ft.	4.5

**TESTING AND ENVIRONMENTAL**

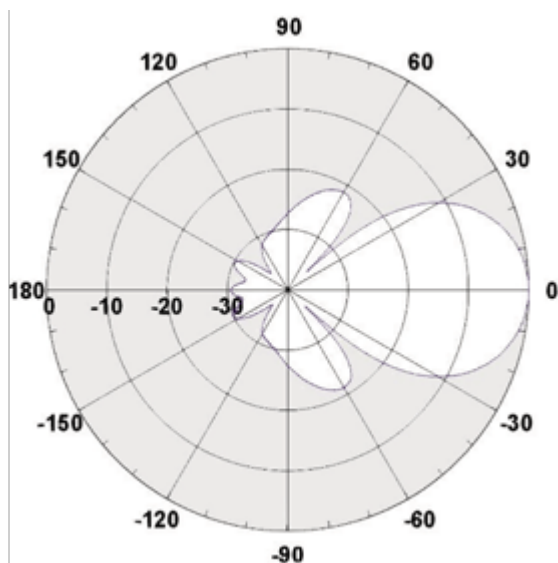
Operation temperature	°C (°F)	-40 to 60 (-40 to 140 )
-----------------------	---------	-------------------------

**MATERIAL**

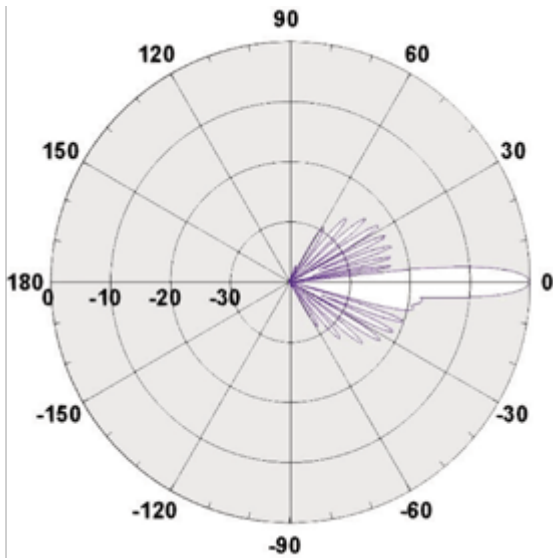
Radome Material/Color		ASA UV4B/Light Grey RAL7035
Mounting Hardware Material		APM40-2
Radiating Element Material		Aluminum
Reflector Material		Aluminum

**ORDERING INFORMATION**

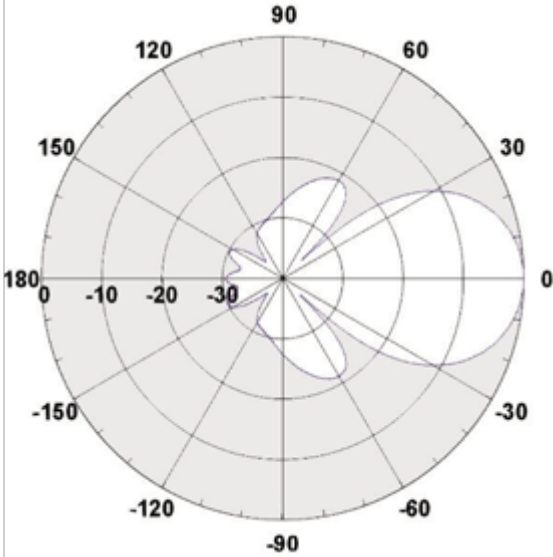
Shipping Weight	kg (lb)	19.5 (43)
Packing Dimensions, HxWxD	mm (in)	1485 x 380 x 330 (58.5 x15 x 13)
Mounting Hardware		APM40-2
Mounting Pipe Diameter	mm (in)	60 - 120 (2.36 - 4.72 )
Mounting Hardware Weight	kg (lb)	3.4 (7.5)



Horizontal Pattern



Vertical Pattern



Horizontal Pattern

External Document Links

[APM40 Series Datasheet](#)

[APM40 Series Installation Instructions](#)

Notes

For additional mounting information please click ["External Document Link"](#).