



This X-Polarized variable tilt antenna provides exceptional suppression of all upper sidelobes at all downtilt angles. It also features a wide downtilt range. This antenna is optimized for performance across the entire ASW frequency band (1710-2155 MHz). The antenna comes pre-connected with one antenna control unit (ACU).

FEATURES / BENEFITS

- Variable electrical downtilt - provides enhanced precision in controlling intercell interference. The tilt is in-field adjustable 0-10 deg.
- High Suppression of all Upper Sidelobes (typically <-20dB)
- Gain Tracking - Difference between (1695-1755 MHz) and (2110-2200 MHz) <1dB.
- Azimuth beamwidth difference between (1695-1755 MHz) and (2110-2200 MHz) <5 deg
- Low profile for low visual impact.
- Dual polarization; Broadband design.
- Includes AISG 2.0 Compatible ACU-A20-N or ACU-A20-S Antenna Control Unit.



Technical features

ELECTRICAL SPECIFICATIONS

Frequency Range	MHz	1695-2200
Gain	dBi (dBd)	18.8 (16.7) Avg. across band
Horizontal Beamwidth	deg	65 +/-5 (65.1 average across band)
Vertical Beamwidth	deg	4.4 to 5.5
Electrical Downtilt Range	deg	0-10
1st Upper Sidelobe Suppression	dB	Typically >20
Front-To-Back Ratio	dB	>26 (Typically 29)
Polarization		Dual pol +/-45°
VSWR		< 1.5:1
Isolation between Ports	dB	> 30
3rd Order IMP @ 2 x 43 dBm	dBc	>150 (155 Typical)
7th Order IMP @ 2x38 dBm	dBc	>170
Impedance	Ohms	50
Maximum Power Input	W	300
Beamwidth Approximate	deg	65
Frequency/Operating Band		3G/UMTS (Single, Broad, Dual and Triple-Band) AWS Band (1695-1755, 2110-2200 MHz)
Antenna Type		Dual Polarized
Electrical Down Tilt Option		Variable



MECHANICAL SPECIFICATIONS

Lightning Protection		Direct Ground
Connector Type/Location		(2) 7-16 Long Neck Female/Bottom
Dimensions - HxWxD	mm (in)	1953 x 169 x 80 (76.0 x 6.65 x 3.15)
Weight w/o Mtg Hardware	kg (lb)	11.97 (26.34)
Weight w/ Mtg Hardware	kg (lb)	14.9 (32.79)
Survival/Rated Wind Speed	km/h (mph)	200 (125)
Wind Load @ Rated Wind, Front	N (lbf)	568.1 (127.7)
Wind Load @ Rated Wind, Max.	N (lbf)	568.1 (127.7)
Wind Load @ Rated Wind, Side	N (lbf)	331.5 (74.5)
Wind Load @ Rated Wind, Rear	N (lbf)	274.4 (61.7)
Mount Type		Downtilt
Height (Approximate)	ft.	625

TESTING AND ENVIRONMENTAL

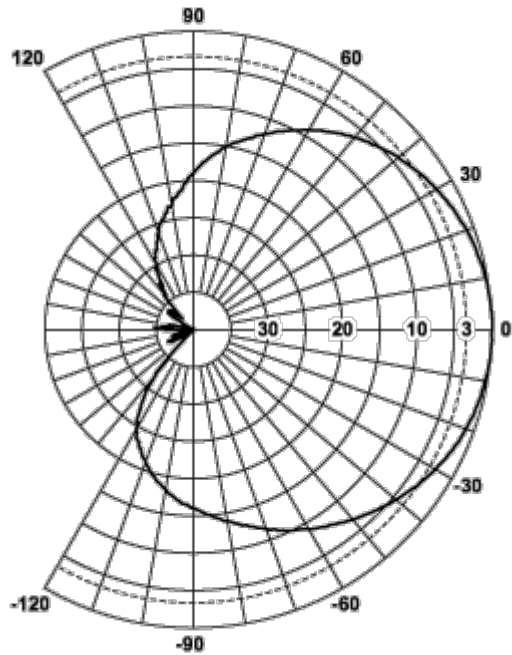
Operation temperature	°C (°F)	-40 to 60 (-40 to 140)
-----------------------	---------	-------------------------

MATERIAL

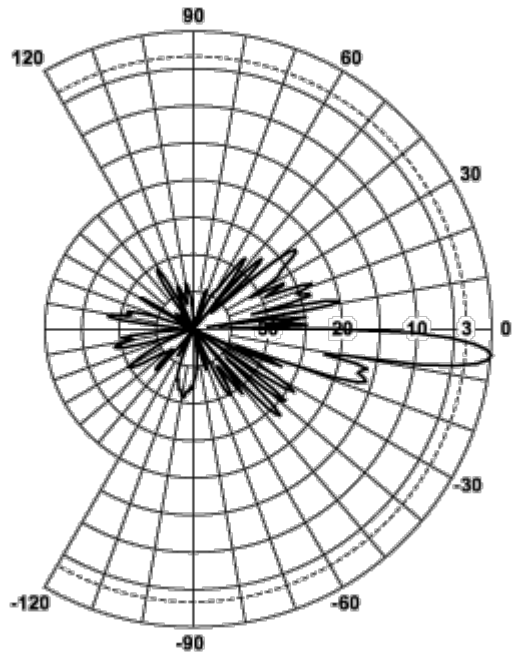
Radome Material/Color		Light Grey RAL7035
Mounting Hardware Material		APM40-2
Radiating Element Material		Brass
Reflector Material		Aluminum

ORDERING INFORMATION

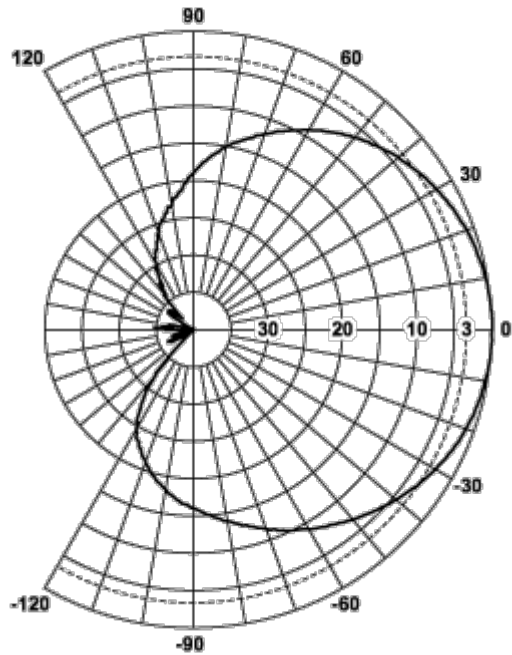
Shipping Weight	kg (lb)	20 (44)
Packing Dimensions, HxWxD	mm (in)	1950 x 230 x 189 (76.77 x 9.06 x 7.44)
Mounting Hardware		APM40-2
Mounting Pipe Diameter	mm (in)	60 - 120 (2.36 - 4.72)
Mounting Hardware Weight	kg (lb)	3.4 (7.5)



Horizontal Pattern



Vertical Pattern



Horizontal Pattern

External Document Links

[APM40 Series Datasheet](#)

[APM40 Series Installation Instructions](#)

Notes

For additional mounting information please click "External Document Link" below.