

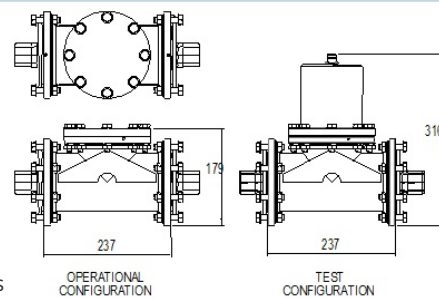


Cable testing sections may be used to isolate the antenna inputs from the main feeder when testing either the antenna or feeder. These devices are normally installed between the main feeder cable and antenna input connector and allow access to the antenna input without the need to remove the main feeder cable. Cable test sections are particularly useful with large feeder cables that are difficult to manoeuvre.

Test adaptors are available, which allow test access to either the feeder or antenna side. Short circuit assemblies simplify the process of feeder equalisation of dual or multiple feeder systems.

**FEATURES / BENEFITS**

- Allows easy access for antenna testing or feeder equalisation without removal of feeder cables
- Low VSWR for accurate test measurements
- Designed for outdoor use in harsh environments for long life operation
- Pressurisation of the antenna can be maintained during testing, if it is necessary to test for extended periods or in adverse conditions
- Compact design improves climbing access at the antenna inputs, compared with elbow assemblies
- High voltage ratings, wide bandwidth and low VSWR ensure compatibility with all broadcast signals and standards.



Cable test section showing 4-1/2" model

**Technical features**

**GENERAL SPECIFICATIONS**

<b>Product Line</b>		Broadcast Components
<b>Product Type</b>		Cable Test Section

**ELECTRICAL SPECIFICATIONS**

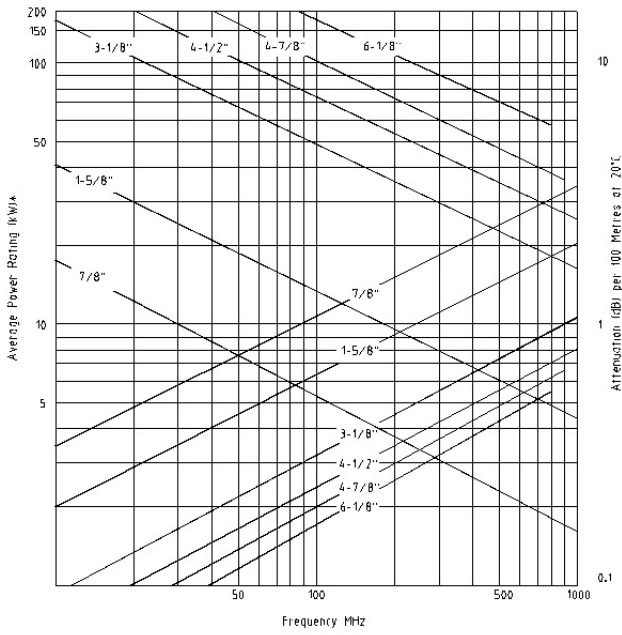
<b>Frequency Range</b>	MHz	0 - 860
<b>Frequency Band</b>		VHF TV Band I, VHF FM Band II, VHF TV Band III, UHF TV Band IV/V
<b>Power Rating Comments</b>		Refer power ratings below
<b>Input Return Loss</b>	dB	> 38 (0-860MHz)
<b>Input Impedance</b>	$\Omega$	50

**MECHANICAL SPECIFICATIONS**

<b>Standard Connector Size</b>		3-1/8" EIA
--------------------------------	--	------------

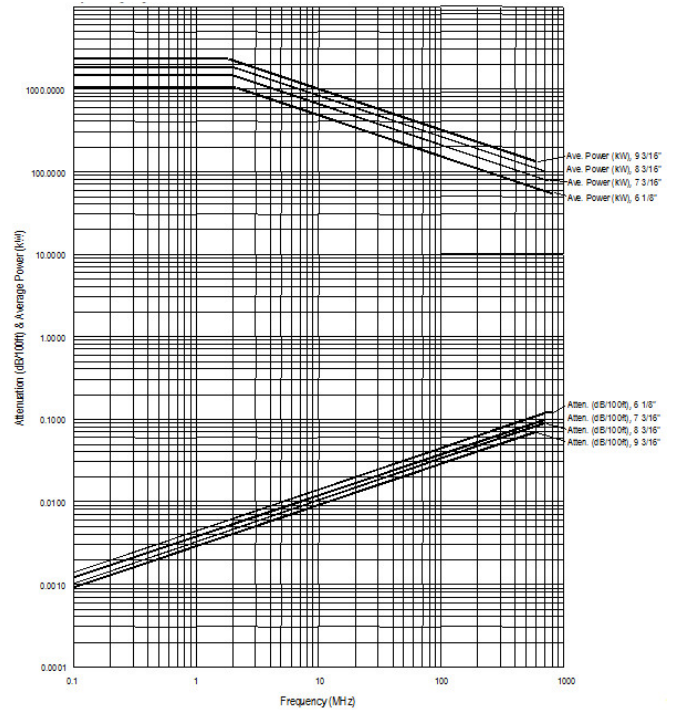
[External Document Links](#)  
[Application guide](#)

[Notes](#)




⚠ Average power ratings are based upon an ambient air temperature of 40°C, unity-VSWR termination, and free air circulation. Inner conductor temperature rise 62°C. Outer conductor temperature rise 23°C. Linearly derate to 0.5 for 80°C ambient temperature. ⚠

50 ohm power ratings



75 ohm power ratings



Test port without adaptor