


Cable testing sections may be used to isolate the antenna inputs from the main feeder when testing either the antenna or feeder. These devices are normally installed between the main feeder cable and antenna input connector and allow access to the antenna input without the need to remove the main feeder cable. Cable test sections are particularly useful with large feeder cables that are difficult to manoeuvre.

Test adaptors are available, which allow test access to either the feeder or antenna. Short circuit assemblies simplify the process of feeder equalisation of dual or multiple feeder systems.

FEATURES / BENEFITS

- Allows easy access for antenna testing or feeder equalisation without removal of feeder cables
- Low VSWR for accurate test measurements
- Designed for outdoor use in harsh environments for long life operation
- Pressurisation of the antenna can be maintained during testing, if it is necessary to test for extended periods or in adverse conditions
- Compact design improves climbing access at the antenna inputs, compared with elbow assemblies
- High voltage ratings, wide bandwidth and low VSWR ensure compatibility with all broadcast signals and standards.

Image not found or type unknown



Cable test section typical side view showing 4-1/2" model

Technical features

GENERAL SPECIFICATIONS

Product Line		Broadcast Components
Product Type		Cable Test Section

ELECTRICAL SPECIFICATIONS

Frequency Range	MHz	0 - 746
Frequency Band		VHF TV Band I, VHF FM Band II, VHF TV Band III, UHF TV Band IV
Power Rating Comments		Refer power ratings below
Input Return Loss	dB	> 38 (0-746MHz)
Input Impedance	Ω	75

MECHANICAL SPECIFICATIONS


Standard Connector Size		7-3/16" EIA
-------------------------	--	-------------

External Document Links

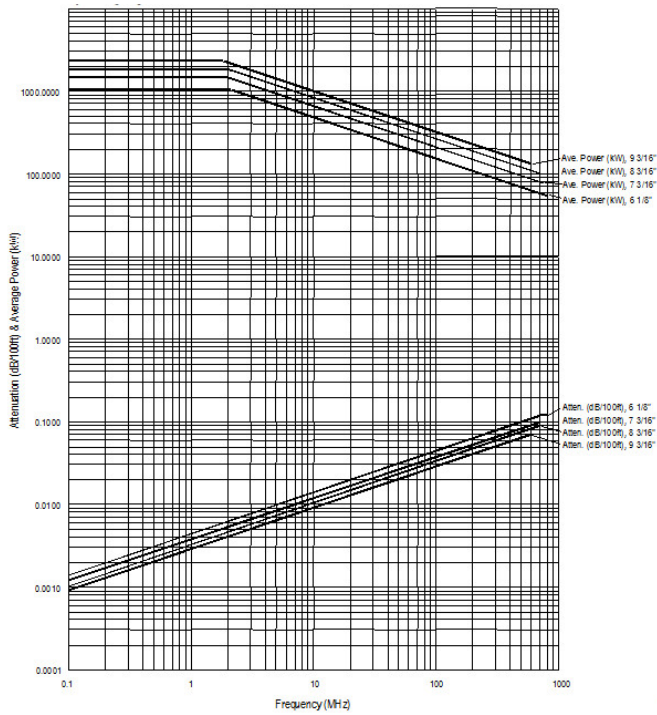
[Application guide](#)

Notes

Image not found or type unknown



View on test port without adaptor



75 ohm power ratings