



LPD9-III

Log Periodic Antennas

LPD 9 III Series

The LPD 9 III series log periodic antenna is a directional wideband antenna, with low VSWR and without lateral lobes. It can be used in vertical or horizontal polarization due to its rear fixation.



FEATURES / BENEFITS

- Receiving from principal television emitters at re-emission stations
- Directive emissions
- High 9.5dBi gain
- Multi-assembly possible
- Easy to implement due to its low weight
- Easily transportable as the rods can be dismantled
- Individual packaging: 2.41 x 0.30 x 0.30m (15kg)
- All the metallic parts of the antenna are connected to the ground, helping static load out-flow.

Technical features

STRUCTURE

Product Line		Antenna TV
Product Type		Band III (High VHF) TV Log Periodic Antenna

ELECTRICAL SPECIFICATIONS

Frequency Range	MHz	170 - 230
Polarization		Horizontal Vertical
Nominal Gain (Mid-band)	dBd	7.5
Return Loss	dB	> 19
Power Rating	kW	0.4
Min. Front to Back Ratio	dB	20
Impedance (unbalanced)	Ω	50

MECHANICAL SPECIFICATIONS

Input Connector		N socket on RG213 U coaxial cable
Boom Length	cm (in)	200 (79)
Reflector Length	cm (in)	90 (35.4)
Effective Area Front (full antenna) No Ice	m ² (ft ²)	0.17 (1.83)
Effective Area Front (full antenna) with 12.5mm(0.5") Radial Ice	m ² (ft ²)	0.17 (1.83)
Wind Rating (no ice)	km/h (mph)	220 (140)
Wind Rating with 12.5mm (0.5") Radial Ice	km/h (mph)	150 (90)
Weight	kg (lb)	6.7 (14.7)

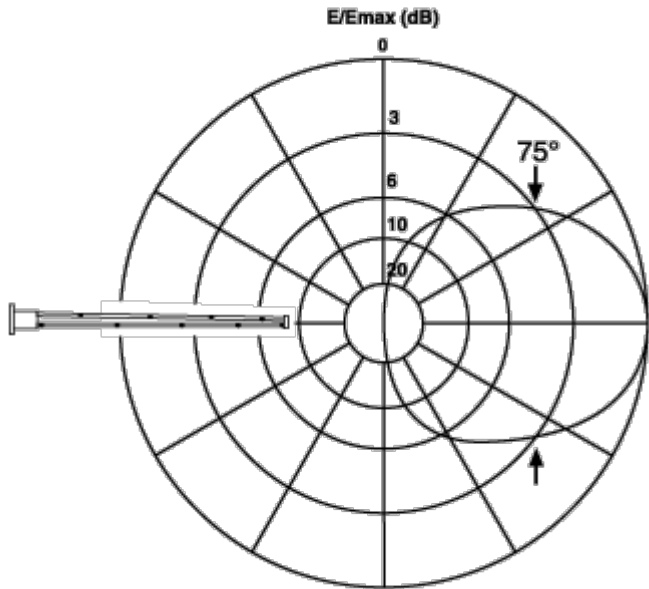
PACKAGING INFORMATION

Shipping Weight, Kg (lb)	kg (lb)	15 (33)
Shipping Dimension - Length	cm (in)	241 (94.9)
Shipping Dimension - Width	cm (in)	30 (11.8)
Shipping Dimension - Height	cm (in)	30 (11.8)



MATERIAL

Material - Support Pole / Mounting		Hot galvanized mounting interface
Material - Radiators		Aluminium alloy
Coating		Thermo gloss paint
Colour		White




H plane pattern

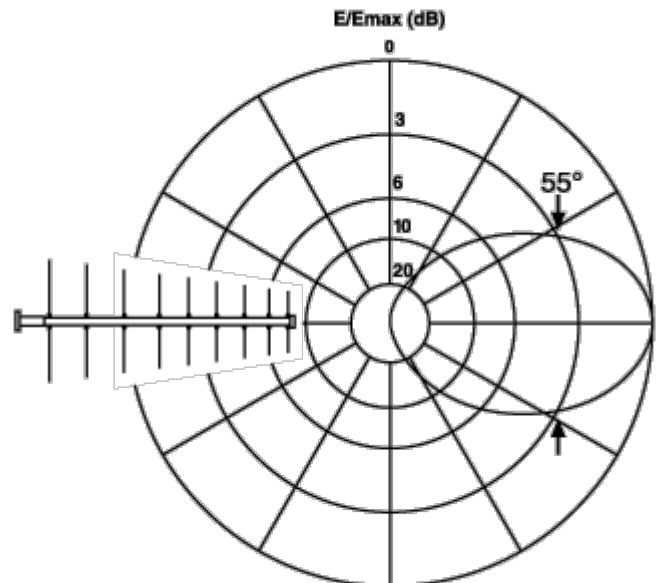
Single LPD 9 III antenna

H-Plane

image not found or type unknown



Superposition of two LPD 9 III antenna arrays powered at the same phase and amplitude.



E plane pattern

Single LPD 9 III antenna

E-Plane

External Document Links

Notes

Options

- Hot-galvanized fixation interfaces for diameter 50mm to 115mm tubes (available from diameter 30mm up to 150mm upon request)
- Power splitter (BJ) for antenna array
- Phasing coaxial straps
- Fitted, measured, low loss coaxial cables - any length
- Supporting pylons (SL 190 - SL 450, ...)