



This antenna is an excellent choice for LTE 2.6, 3G, PCS, AWS, GSM 1800 and Mobile TV networks where high gain is required.

**FEATURES / BENEFITS**

- Ultra Broadband design
- Variable electrical downtilt — provides enhanced precision in controlling intercell interference. The tilt is infield adjustable 0-12 deg.
- High Suppression of all Upper Sidelobes
- Optional remote tilt — can be retrofitted
- Dual polarization
- Low profile for low visual impact
- Quick and easy to adjust
- High front-to-back ratio



**Technical features**

**ELECTRICAL SPECIFICATIONS**

Frequency Range	MHz	1710-1880	1850-1990	1920-2170	2200-2700
Gain, Low Tilt	dBi	16.9	17.4	17.8	18.6
Gain, Mid Tilt	dBi	16.9	17.3	17.5	18.4
Gain, High Tilt	dBi	16.8	17.2	17.3	17.7
Horizontal Beamwidth	deg	69	67	65	60
Vertical Beamwidth	deg	7.7	7.4	7.1	5.7
Electrical Downtilt Range	deg	0-12			
1st Upper Sidelobe Suppression	dB	> 17 Typical			
Upper Sidelobe Suppression	dB	> 17 Typical			
Front-To-Back Ratio	dB	> 30			
Polarization		Dual pol +/-45°			
VSWR		< 1.5:1			
Isolation between Ports	dB	> 30			
3rd Order IMP @ 2 x 43 dBm	dBc	> 150			
Impedance	Ohms	50			
Maximum Power Input	W	300	300	300	270
Beamwidth Approximate	deg	65			
Frequency/Operating Band		3G/UMTS (Single, Broad, Dual and Triple-Band) LTE (Ultra Broadband) AWS Band (1710-1755, 2110-2155 MHz)			
Antenna Type		Dual Polarized			
Electrical Down Tilt Option		Variable			

**MECHANICAL SPECIFICATIONS**

Lightning Protection		Direct Ground
Connector Type/Location		(2) 7-16 Long Neck Female/Bottom
Dimensions - HxWxD	mm (in)	1391 x 175 x 110 (54.8 x 6.9 x 4.3)
Weight w/o Mtg Hardware	kg (lb)	7 (15.4)
Weight w/ Mtg Hardware	kg (lb)	10.4 (22.9)
Survival/Rated Wind Speed	km/h (mph)	200 (125) / 150 (93.2)
Applied Wind Load Standard		DIN 1055-4
Wind Load @ Rated Wind, Front	N (lbf)	295 (66)
Wind Load @ Rated Wind, Max.	N (lbf)	295 (66)
Wind Load @ Rated Wind, Side	N (lbf)	105 (24)
Wind Load @ Rated Wind, Rear	N (lbf)	220 (49)
Mount Type		Downtilt
Height (Approximate)	ft.	4.5

**TESTING AND ENVIRONMENTAL**

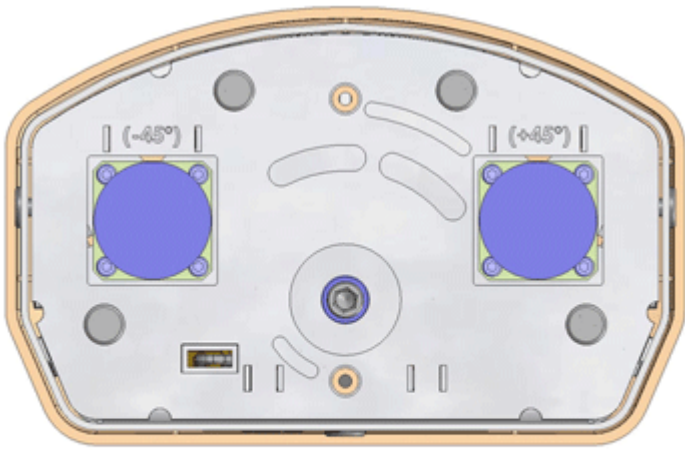
Operation temperature	°C (°F)	-40 to 60 (-40 to 140 )
-----------------------	---------	-------------------------

**MATERIAL**

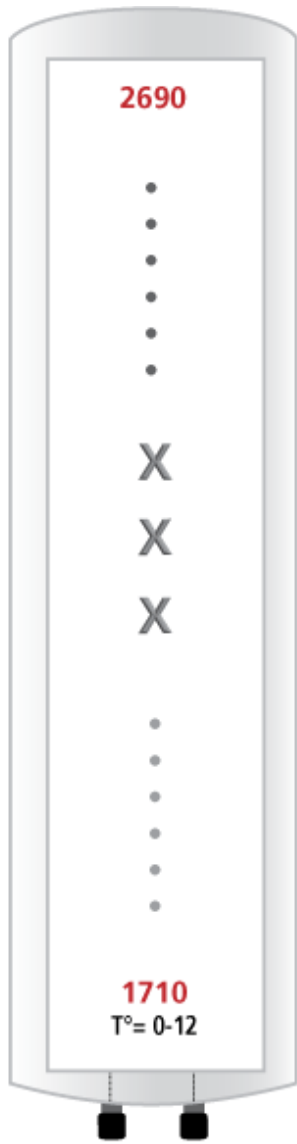
Radome Material/Color		ASA Plastic/Light Grey RAL7035
Mounting Hardware Material		APM40-2
Radiating Element Material		Aluminum
Reflector Material		Aluminum

**ORDERING INFORMATION**

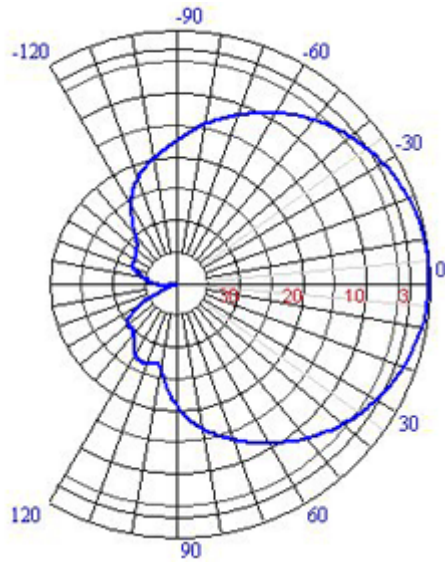
Shipping Weight	kg (lb)	13.1 (28.9)
Packing Dimensions, HxWxD	mm (in)	1469 x 267 x 229 (57.83 x 10.5 x 9)
Mounting Hardware		APM40-2
Mounting Pipe Diameter	mm (in)	60 - 120 (2.36 - 4.72 )
Mounting Hardware Weight	kg (lb)	3.4 (7.5)



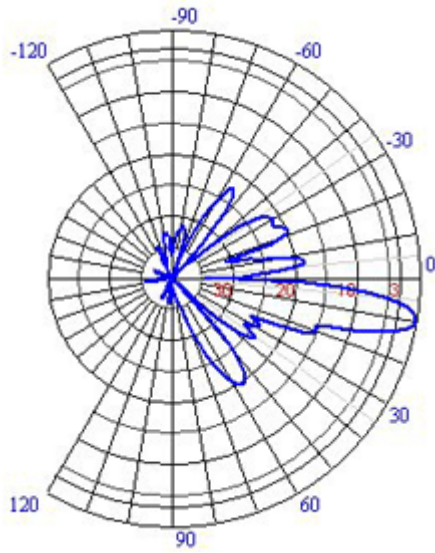
Antenna End Plate



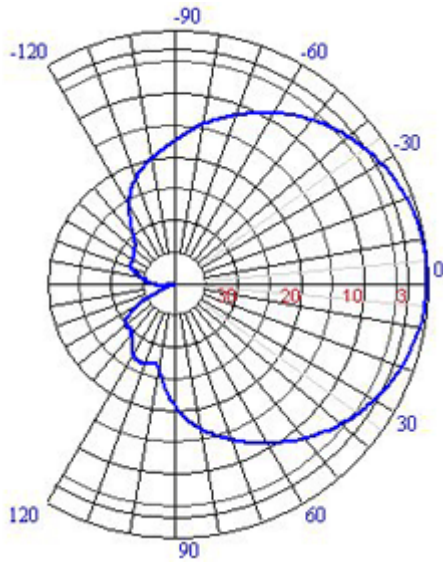
Antenna Array



Horizontal Pattern



Vertical Pattern



Horizontal Pattern

**External Document Links**

[APM40 Series Datasheet](#)

[APM40 Series Installation Instructions](#)

**Notes**

Available Configurations

- APXV18-276516-C — No ACU included — Weight 10.4 kg, 22.9 lb
- APXV18-276516-C-A20 — (1) Pre-commissioned ACU included — Weight 10.9 kg, 24.0 lb
- For additional mounting information please click "External Document Links" below.