



The omnidirectional antenna I-ATO5-698/3800 is designed for broadband in-building DAS applications supporting all kind of safety as well as 4G and 5G commercial wireless communication networks. The antenna combines an aesthetical design with superior electrical characteristics notably a PIM optimized design to minimize network interferences. The antenna is constructed from lightweight materials ideal for easy ceiling mounting. The low profile and off-white radome blends easily into most building aesthetics with minimum visual impact.



I-ATO5-698/3800

FEATURES / BENEFITS

- Wideband omni antenna, supporting all wireless services in the frequency bands 698-960/1427-2700MHz/3400-3800MHz
- Typically used in indoor distribution of 2G / 3G / 4G / 5G wireless services in all standardized frequency bands
- PIM optimized antenna design (-153dBc @2x20W)
- Aesthetical visual appearance, compact and light weight
- Low return loss, stable performance
- Pigtail with N female connector
- Ceiling mounting

Technical features

GENERAL SPECIFICATIONS

| | | |
|--------------------|--|-------------------------|
| Product Type | | Omnidirectional Antenna |
| Techn. Application | | Indoor |

MECHANICAL SPECIFICATIONS

| | | |
|----------------------------|---------|---------------|
| Number of Input Ports | | 1 |
| Connectors | | N female |
| Connector Cable | mm (in) | 300 (11.8) |
| Mounting Hardware included | | mountig clamp |
| Height (Less Connectors) | mm (in) | 115 (4.53) |
| Diameter (Less Connectors) | mm (in) | 203 (8) |
| Weight | kg (lb) | 0.37 (0.82) |

ELECTRICAL SPECIFICATIONS

| Frequenz | MHz | 698-806 | 806-960 | 1427-1710 | 1710-2700 | 3400-4000 |
|------------------------|-----|----------|---------|-----------|-----------|-----------|
| Gain, typ | dBi | 1.8 | 2.0 | 3.0 | 3.0 | 4.5 |
| VSWR | | 1.8 | 1.5 | 1.8 | 1.5 | 1.8 |
| Impedance, Ohm | Ω | 50 | | | | |
| Polarization | | Vertical | | | | |
| Intermodulation (IM3) | | -153 dBc | | | | |
| Total Input Power max. | W | 50 | | | | |

MATERIAL

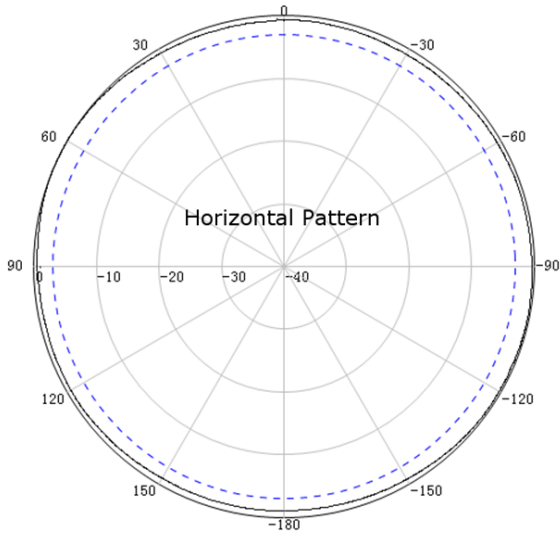
| | | |
|-----------------|--|--------------------|
| Radome Material | | ABS |
| Radome Color | | White (RAL 9003) |

TEMPERATURE SPECIFICATIONS

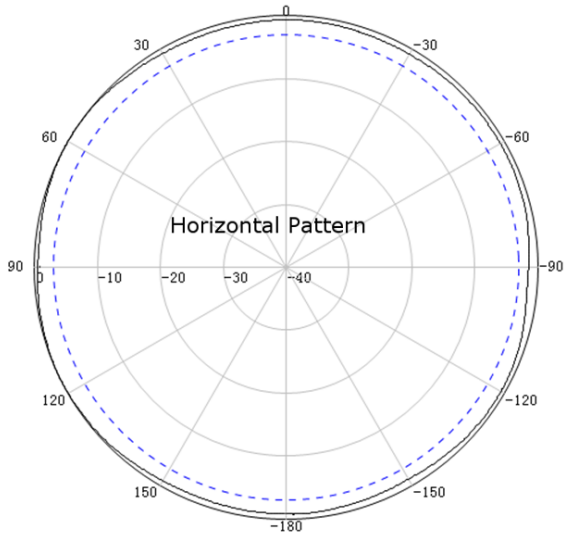
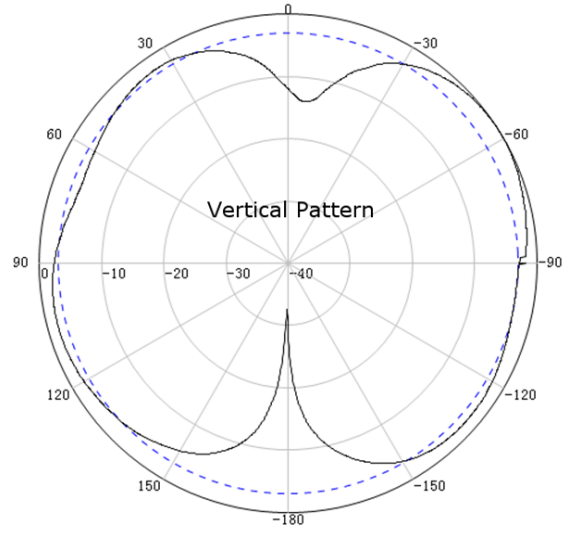
| | | |
|-----------------------|---------|-------------------------|
| Operation Temperature | °C (°F) | -40 to 55 (-40 to 131) |
|-----------------------|---------|-------------------------|

TESTING AND ENVIRONMENTAL

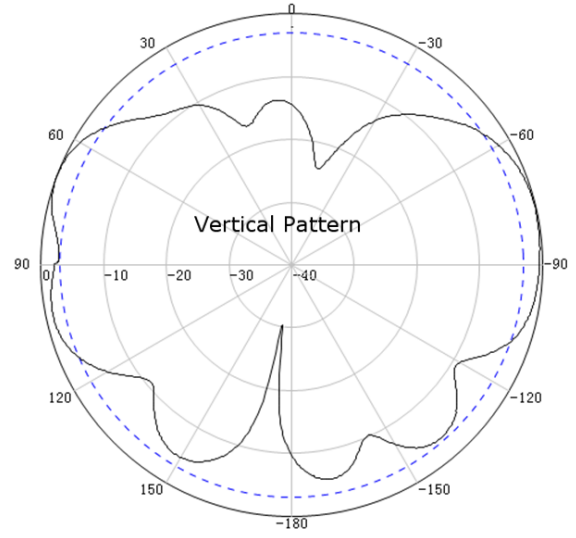
| | | |
|---------------------|--|--------|
| Environmental Class | | Indoor |
|---------------------|--|--------|

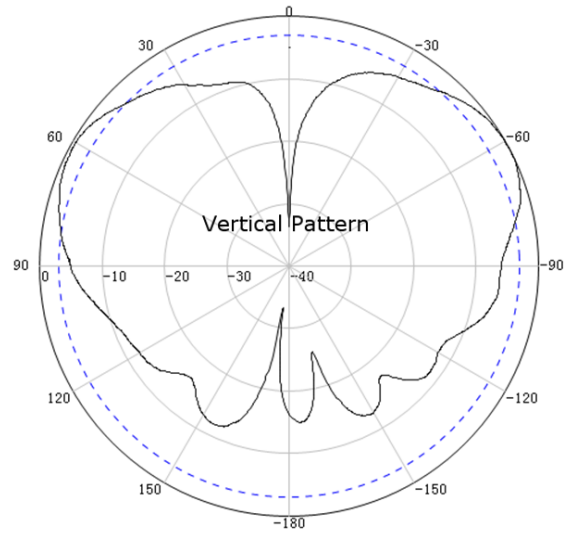
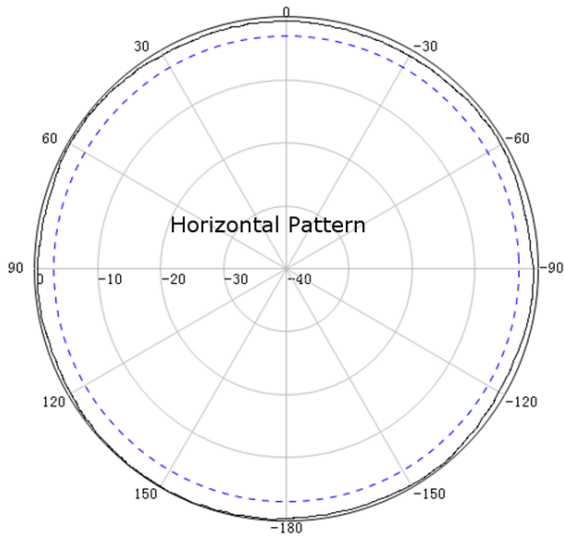


900 MHz



1710 MHz





2500 MHz

[External Document Links](#)

[Notes](#)